


**CURTISS -
WRIGHT**



Investor Overview

Fourth Quarter 2015



NYSE: CW

Safe Harbor Statement

Please note that the information provided in this presentation is accurate as of the date of the original presentation. The presentation will remain posted on this web site from one to twelve months following the initial presentation, but content will not be updated to reflect new information that may become available after the original presentation posting. The presentation contains forward-looking statements including, among other things, management's estimates of future performance, revenue and earnings, our management's growth objectives and our management's ability to produce consistent operating improvements. These forward-looking statements are based on expectations as of the time the statements were made only, and are subject to a number of risks and uncertainties which could cause us to fail to achieve our then-current financial projections and other expectations. We undertake no duty to update this information. More information about potential factors that could affect our business and financial results is included in our filings with the Securities and Exchange Commission, including our Annual Reports on Form 10-K and Quarterly Reports on Form 10-Q, including, among other sections, under the captions, "Risk Factors" and "Management's Discussion and Analysis of Financial Condition and Results of Operations," which is on file with the SEC and available at the SEC's website at www.sec.gov.

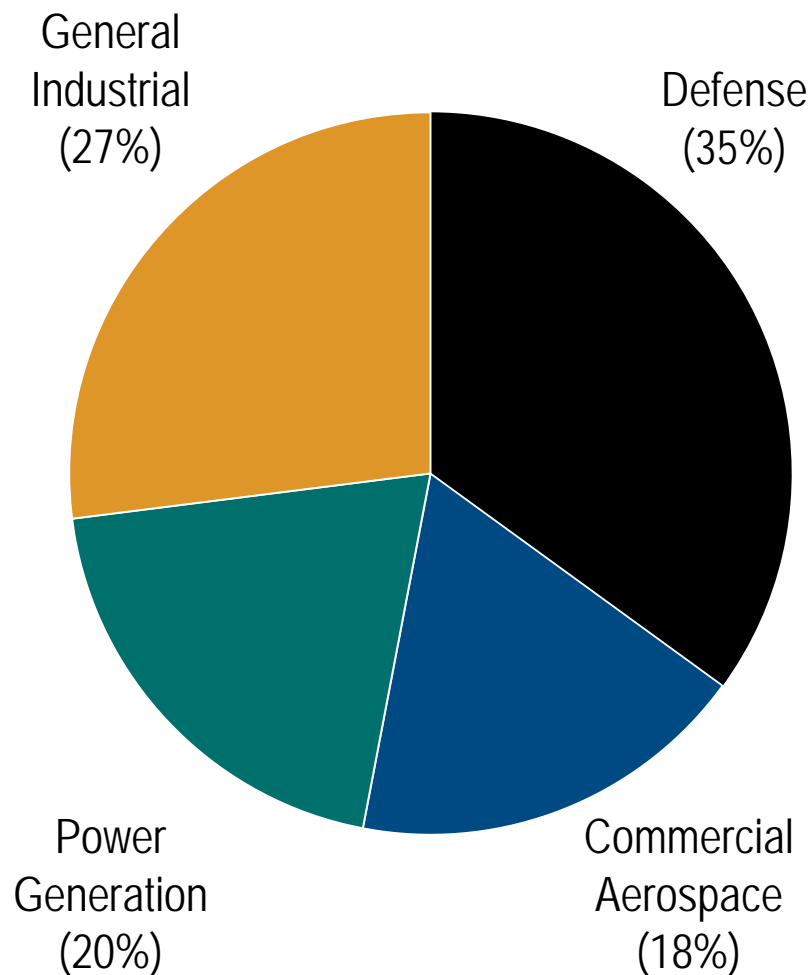
Curtiss-Wright Corporation

Global, diversified industrial company providing highly engineered products and services to Aerospace, Defense and Industrial Markets

- ~\$2.2 billion in 2015E sales
- Leadership positions in growing markets
- Enhancing safety, reliability and performance
- 9,000 employees worldwide



Leadership Position in Growing Markets



- **Industrial:** On- and off-road commercial vehicles; Industrial valves
- **Commercial Aerospace:** Leverage ramp up in OEM aircraft production rates
- **Power Generation:** Current and future generation nuclear operating reactors
- **Defense:**
 - **Naval:** Nuclear submarine and aircraft carrier programs
 - **Aerospace:** Embedded computing business supporting C4ISR and EW
 - **Ground:** International Armored Vehicles

Note: Percentages in chart relate to 2015E sales as of October 28, 2015.

Long-Term Financial Goals

3-5% Organic Sales Growth

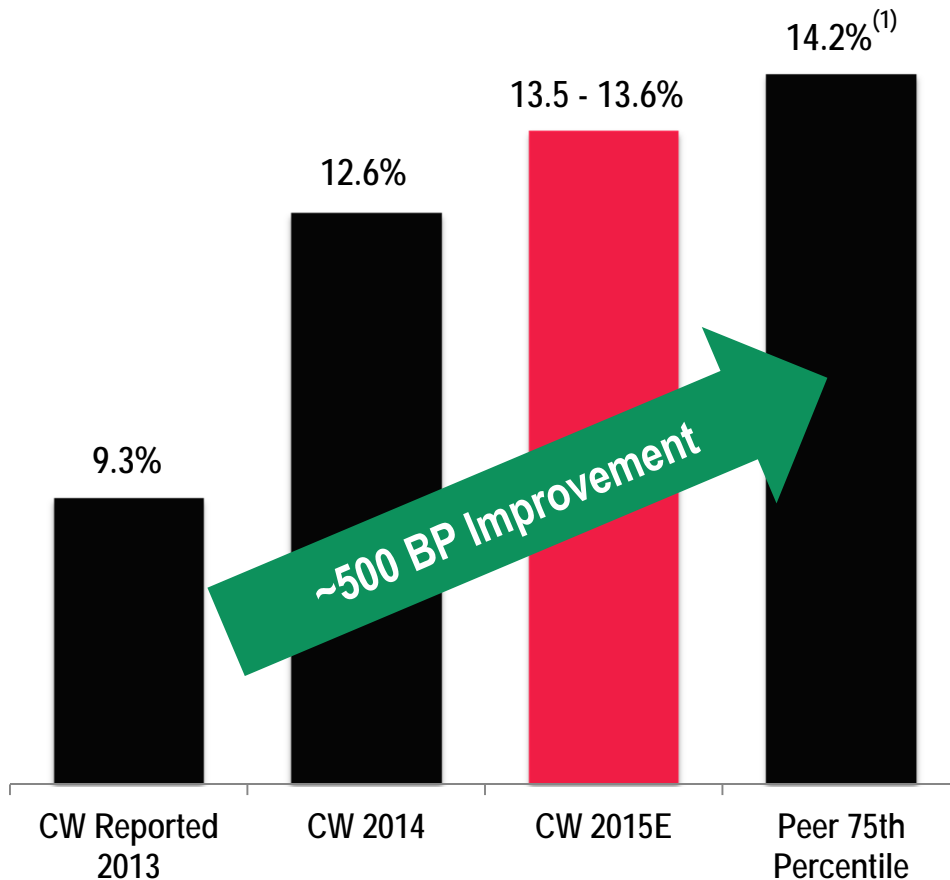
>14% Operating Margin

12% Return on Invested Capital

>100% Free Cash Flow Conversion

Top Quartile Performance in our Peer Group

Margin Expansion

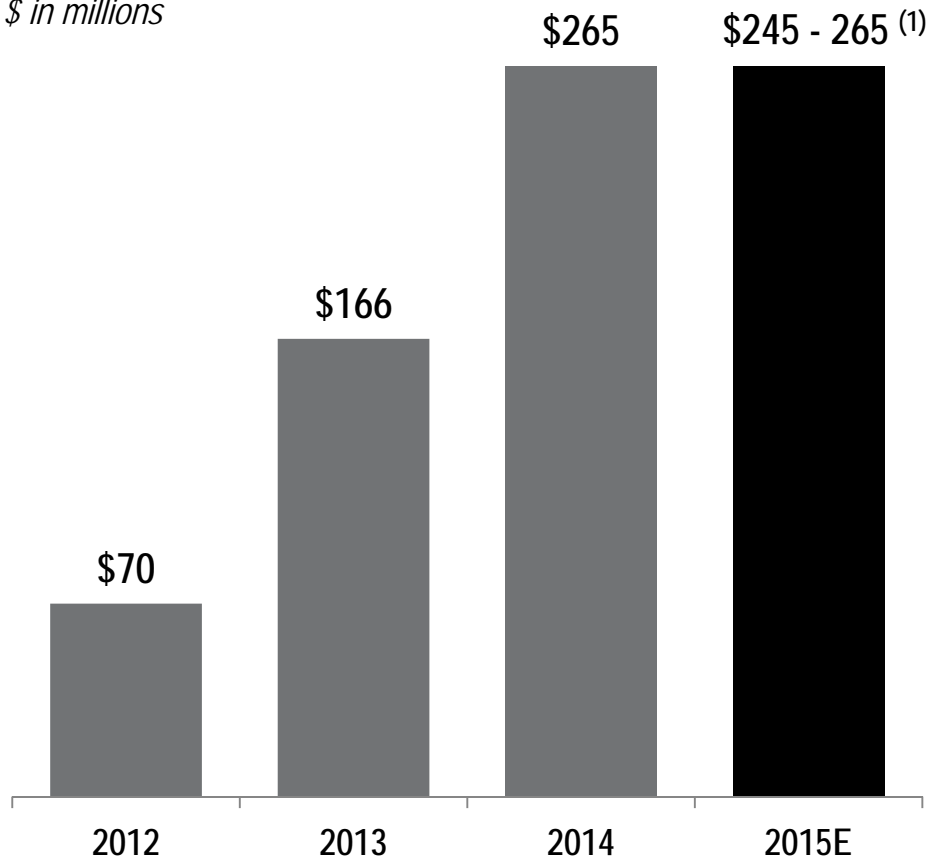


(1) Represents 3 year peer average for operating margin performance.

- Leveraging the benefits of ONE Curtiss-Wright
 - Lean/Supply Chain
 - Shared Services
 - Consolidations
 - Shift to Low Cost Economies
 - Segment Focus
- Operational and productivity improvement initiatives
- Steady organic sales growth

Strong Free Cash Flow Generation

\$ in millions



- Universal focus on FCF
- More efficient execution and cash flow management
- Goal to reduce working capital as a % of sales – tied to compensation
- Focus on highest return CapEx investments

(1) Adjusted FCF guidance as of October 28, 2015

Balanced Capital Allocation



- Committed to steady return of capital to shareholders
 - ~\$200M in share repurchases through Oct. 31, 2015
 - \$300M in total share repurchases expected in FY'15
- Utilize free cash flow for bolt-on acquisitions
- Internal investment to support future growth

Based on expected annual Cash Flow from Operations

2015E Financial Outlook (Guidance as of October 28, 2015)

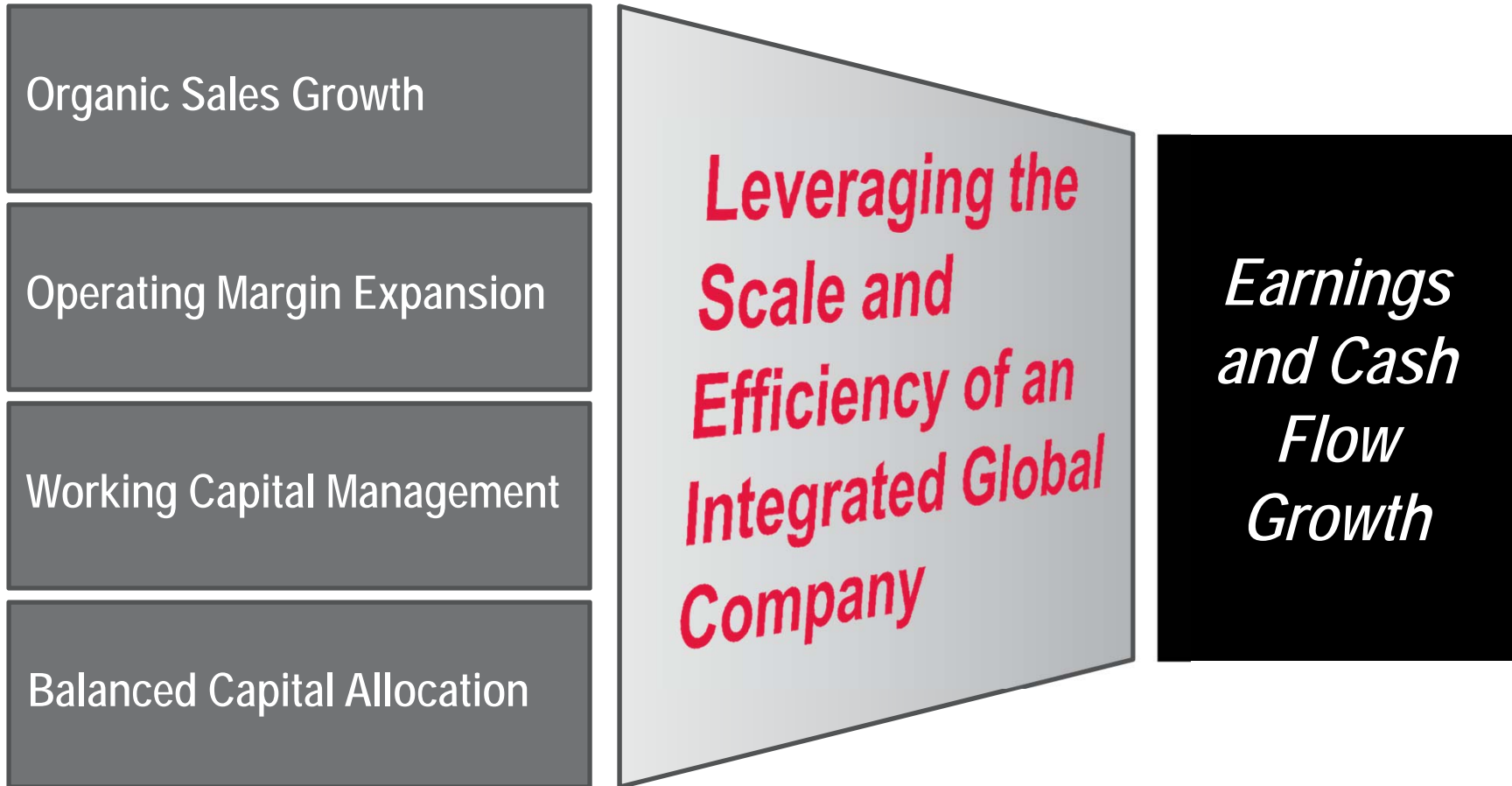
	FY2014 Pro Forma	FY2015E (Current)	Change vs. 2014
Sales	\$2,243M	\$2,190 - 2,240M	Flat to down 2%
Operating Income CW Margin	\$282M 12.6%	\$296 - 304M 13.5% - 13.6%	5 - 8% +90 - 100 bps
Diluted EPS	\$3.46	\$3.80 - 3.90	10 - 13%
Free Cash Flow ⁽¹⁾	\$265M	\$100 - 120M	-
Adjusted Free Cash Flow ⁽²⁾	\$254M	\$245 - 265M	~Flat - 4%

(1) Free Cash Flow is defined as cash flow from operations less capital expenditures.

(2) Adjusted Free Cash Flow excludes:

- Contributions to the Company's corporate defined benefit pension plan of \$40 million in 2014 and \$145 million in 2015, as well as Cash flows from Discontinued Operations of \$51 million in 2014.

ONE Curtiss-Wright



Delivering Long-Term Shareholder Value